

**The King John School
Year 6**



**Optional
Enrichment
Booklet
2014-2015**



A Textiles Task for the Summer

Developing ideas for wearable Technology

As part of a 'Safety First' scheme, design a new practical school bag that pupils could use at the King John School. You should include modern wearable technology and techno fabrics if you can to make the bag modern and successful.

1. You should find out what 'wearable technology' means and also research Techno fabrics so you can choose the most suitable fabric and the greatest ideas to put into the design for your perfect bag.
2. Think about what the bag will have to hold on an average school day.
3. Plan how the storage will work inside the bag for books, money, and any special things it might have to hold, for example your mobile phone.
4. Draw the front, back and sides of your bag in detail. Draw some diagrams to show the inside of your bag too, if you can.
5. Label your diagrams in detail. Remember to give the name of the fabrics you have chosen and on your drawing show all the special features.

I am looking forward to looking at your design.
Miss Thomas.

Textiles Department






History

My Family Tree



You are going to research your family tree. You will be in the bottom box, then your parents, grandparents and finally great grandparents at the top. Include their names, dates they were born (and died if appropriate) and at least one other piece of information – for example their job or a funny story about them, even a claim to fame! You can either complete it on this sheet or you might decide to do your own, bigger version including pictures of your family. Good luck and we look forward to seeing what you found out.



Project – A French/Spanish speaking Country

Research and design a booklet to introduce a French/Spanish-speaking country. Could be presented as a Fact file or from a personal viewpoint. Could be done in pairs. At least one page should be your French/Spanish Phrasebook, where you include useful language.

Some French speaking countries you could choose

France		Monaco		Madagascar
Belgium		Luxembourg		Morocco
Switzerland		Algeria		Vietnam
Canada		Cameroon		Senegal

Some Spanish speaking countries you could choose

Spain		Columbia		Panama
Argentina		Cuba		Peru
Chile		Guatemala		Venezuela
Costa Rica		Mexico		Puerto Rico

Some areas you could cover

(but you won't be able to do all of this!)-

People: population, languages spoken, religion, capital city

Physical Geography: major cities, rivers, mountain ranges, landscape

Climate: weather, seasons, earthquakes, volcanoes

Culture: national holidays, famous artists, writers, designers, films, music, dance, sporting successes etc

Tourism: things to see and do in the capital city, map

Economy: major industries, currency, company names, typical prices

History / Politics: very brief facts

Some useful websites to help:

<http://fr.yahoo.com> – French search engine

French tourist information - <http://fr.franceguide.com/>

<http://es.yahoo.com> – Spanish search engine

Spanish tourist information - <http://www.spain.info>

www.lonelyplanet.com – world travel guides and information

www.roughguides.com – world travel guides and information

Also use the books and brochures available in your local library or travel agency



Where would we be without Science?

There have been hundreds of important scientific discoveries which have made modern day life what it is.

Whether it was the discovery of penicillin, learning how to make plastic, our first trip to the moon or the discovery of DNA – all these discoveries and many more have led to our lives being longer, better and more interesting.

The Science Channel have made a list of what they view to be the top 100 scientific discoveries – have a look and see if you agree.


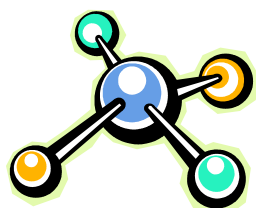
<http://science.discovery.com/convergence/100discoveries/big100/big100.html>

Your Summer Science task:

Imagine you are a famous scientist and made one of these discoveries.

A) Which one would you most like to have made?

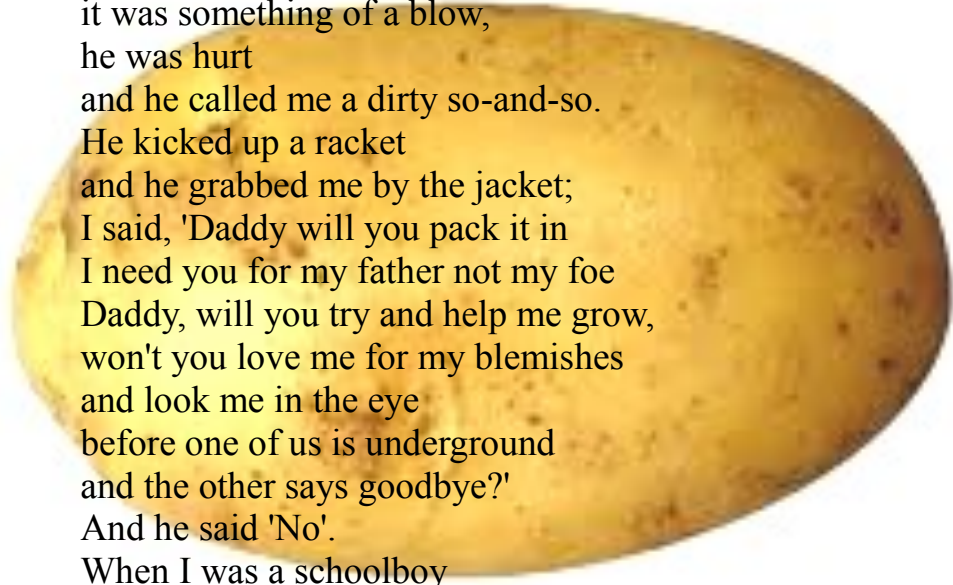
B) Explain why you think this is the most important discovery and why you would have liked to be the scientist who made it.





I'm a Potato – John Hegley

I'm not a normal person
whatever that may be
there is something very very vegetable
about me,
this human skin I'm skulking in
it's only there for show,
I'm a potato.
When I told my father
it was something of a blow,
he was hurt
and he called me a dirty so-and-so.
He kicked up a racket
and he grabbed me by the jacket;
I said, 'Daddy will you pack it in
I need you for my father not my foe
Daddy, will you try and help me grow,
won't you love me for my blemishes
and look me in the eye
before one of us is underground
and the other says goodbye?'
And he said 'No'.
When I was a schoolboy
I never knew why
I was so bad at cross-country running
but now I know
why I was so slow.
I'm a potato.



Read the poem by John Hegley. You can also see him perform his poem here:-
<http://www.poetrystation.org.uk/poems/im-a-potato/>

John Hegley says that part of the reason he compares himself to a potato is because he knows he let his father down because he was so rubbish at sport. As he was growing up, he felt it was a real issue between them and it was only when he became an adult that he realised his father was only trying to encourage him, not cause a distance between them.

Think about your character and identity. What would you describe yourself as? Examples could include:-

A tiger – lovely to look at, but can be fierce

A rose – a beautiful flower, but has got a sharp side

An encyclopaedia – full of knowledge and information but can be difficult to read

Write a poem called 'I'm a' which will help the reader understand the type of person you are. You should also illustrate your poem.

Be inventive – let your imagination run wild! How can you use descriptions to explain your

Religious Education

Summer Task

What I need to do:

1. Draw a spider diagram of 'My culture' – this should include food, clothing, celebrations, festivals, religion, housing, music, sport and anything that is an important part of your life. If you would prefer not to do this in the form of a spider diagram you may create a collage or combine a spider diagram with a collage.
2. Find images / draw symbols onto your spider diagram that would represent your way of life. You might also want to include words.
3. Add colour and any other details that are important in your life.
4. Write a short paragraph explaining why this collage represents the person that you are.

Outcome: A colour poster showing 'My Culture'

You may use photos, drawings, cuttings from magazines etc. It must be in colour and should show different sides of your personality. Your collage should be at least A4 in size.




Year 6 into year 7 Food Technology Mini project

Please bring your work to your first Food Technology lesson.

1. What is your favourite meal?

2 Why do you like it so much? (include at least 6 descriptive words)

3 Sketch and label or include a photo of your favourite meal.

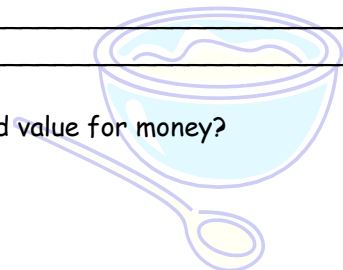


Extension work- you can have a go at this if you like a challenge

4. Which of the main ingredients come from this country?

5. Which of the main ingredients come from other countries

6. Calculate the cost of the meal- do you think this is expensive or good value for money?



PHYSICAL EDUCATION

Keep a close eye on the London 2012 Olympic Games this summer and these questions below should be easy to answer. Maybe you know some already?

Olympic Games Quiz:

Who won the Olympic Gold Medal for the men's 100m?

Which Country won the most medals overall?

What activity took place closest to The King John School?

Where did the sailing take place?

Can you name three British gold medallists?.....

How many medals did Great Britain win in total?.....

Name four cycling events that took place at the Olympics.....

What four swimming strokes are contested in the pool.....

Who won the women's 100m final?

Where is the next Olympic Games being held?

Are you the next big sporting star for The King John School? We have has some excellent sportsmen and women attend this school. What do you do?

My Favourite sport (s) is:

I Play for: (club/school)

My best sporting moment was when:

Other sports I play are:

I represent my district/ county/ region/ Country in:

Other sporting information about me.....



Mathematics



To help you with your transition from Year Six to Year 7 students can research the following:

Research a famous mathematician using the internet.

Find examples of patterns in nature for example flowers etc.

Find examples of reflections in real life, for example reflections of buildings in water.

Find a newspaper article that shows some form of data or talks about percentages for example sports reports on Premiership games.



Geography

Geographers investigate places and look at what gives different places their character. Your task is to write about some of the geography of your summer holiday. If you did not go on a summer holiday this year just choose any holiday you have been on in the past, or even a place you would like to visit -- then complete the same work.

Location of your holiday Where did you go?

Transport

Name of holiday resort.	
What country is it in?	
Was it coastal or inland?	
Was it a town or village/countryside?	
Was it busy or quiet?	

How did you get there?

What was the main type of transport you used to get to your resort?

.....

How long did the journey take?

.....

Accommodation

Where did you stay on holiday?

Did you stay in a hotel, cottage, caravan, other?

Was it full board, half board or self catering?

How long did you stay for?

Write a short paragraph describing the attractions of your holiday destination. Start with your favourite activity / attraction.

.....

Geography

Complete the table to show more geography of where you went to on holiday

Food	
Weather --- temperature and rainfall	
Language	
Buildings	
Landscape	
Plants and animals	

Geography can be described as:

Human Geography -- made by people

Physical Geography -- natural things in the landscape

Lightly shade in red the rows of the table, or the attractions in your paragraph, which you think are about human geography and leave the physical geography rows or attractions 'white'.

If you can choose a photo showing where you went on holiday and bring it in to your Geography lesson -- ask for permission first as it may be used on a wall display.



Creative and Performing Arts

Music


Research your favourite singer. Things you could find out may include:

- When and where they were born?
- Describe their style of music?
- What are their most famous songs?
- Do they play an instrument?



You could model yourself on a musician, who would it be and why?


If





Drama:

Have you taken part in any plays?
If yes, what was the play and who was your character?



Dance:


Everyone loves a boogie! What is your favourite dance move? Describe or draw it in the box below.





Art:

Draw a picture of your favourite place. Don't forget to say where it is!



Where is this picture?

Why do you like this place?



My Favourite Holiday Moments

Favourite Holiday Moments

You include photographs, descriptions or drawings